





MAP OF THE CONNECTICUT COMPANY SYSTEM AND CONNECTIONS

SYSTEM LINES: 
Other Electric Lines: 
Steam Railroads: 
Parks, Beaches and Resorts in red: 

Scale of Miles
0 1 2 3 4 5 6 7 8 9 10

